

Punto

PAPE+ROHDE
büroeinrichtungen

www.pape-rohde.de

enea

Punto

PAPE+ROHDE
büroeinrichtungen

www.pape-rohde.de



The Punto table range offers an intelligent solution for public spaces, with robust welding and an extremely lightweight appearance making it solid, minimal and restrained.

La línea de mesas Punto ofrece una solución inteligente para espacios públicos, con sólidas soldaduras y una apariencia ligera que la hacen especialmente resistente, minimalista y sobria.

PAPE+ROHDE
b ü r o e i n r i c h t u n g e n

www.pape-rohde.de





On the top: Punto table (ref. 2309) with RAL 9016 structure and HPL top.

On the bottom: Punto table (ref. 2302) with RAL 9005 structure and HPL top.

On the right: Punto table with elliptic 2200x1200 special HPL top, using Punto bases (ref 2357) made to special heights and lacquered in RAL 7032. Accompanied by Coma stools (ref. 2000).

PAPE+ROHDE
b ü r o e i n r i c h t u n g e n

www.pape-rohde.de





Eina stool (ref. 0512) with
Punto table (ref. 2306)
in RAL 9005 structure
and black HPL top.

On the left: Lottus chair
(ref. 4818) used with Punto
table (ref. 3021) in RAL
9005 structure and black
HPL top.

PAPE+ROHDE
b ü r o e i n r i c h t u n g e n

www.pape-rohde.de





Punto table (ref. 2303),
with a bright RAL 7004
lacquered structure and
special top in Grey HPL.
















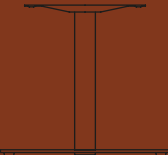




Punto table (ref. 2303),
with a bright RAL 7004
lacquered structure and
top in Black HPL.

While its toughness makes it an ideal solution for public use such as in food courts and cafes, the Punto table's three available heights and varied finishing options means it easily adapts to many living and work spaces.

Su robustez la convierte en una solución ideal para uso público en lugares como áreas de comida y cafés. Además, las tres alturas que ofrece la mesa Punto y sus variadas opciones de acabado le permiten adaptarse con facilidad a numerosos espacios residenciales y de trabajo.

Tables

					
					
CIRCULAR TOP H 370 Ø 600/700/800/900	CIRCULAR TOP H 720 Ø 600/700/800/ 900/1100/1400	CIRCULAR TOP H 1100 Ø 800	SQUARED TOP H 370 Ø 600/700/800/900	SQUARED TOP H 720 Ø 600/700/800/900	SQUARED TOP H 1100 Ø 600/800
					
					
RECTANGULAR TOP H 370 Ø 600/700/800/900	RECTANGULAR TOP H 720 Ø 600/700/800/900	RECTANGULAR TOP H 1100 Ø 600/800			

Structure

- Round steel tube ø60x1,5mm in cold laminate
- Lacquered steel base disk
- Manual semi-automatic welding in arc robotics with gas-driven steel cable

- Tubo redondo de ø60x1,5mm de acero laminado en frío
- Disco de acero lacado como base
- Soldadura semiautomática en robot de arco con aporte de hilo de acero controlado con gas